

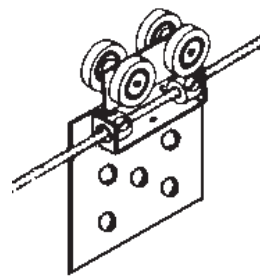
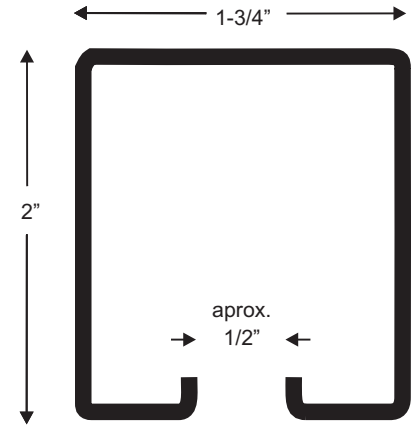
SCENERY CARRIERS for ADC 1700 Track:

Designed to support scenery, masking flats, door panels, etc. using ADC #1700 or equal track channel. Track must be adequately supported. Carriers are usually used in pairs or groups to support larger weight loads. ADC tracks ship from Baltimore, MD or Allentown, PA..

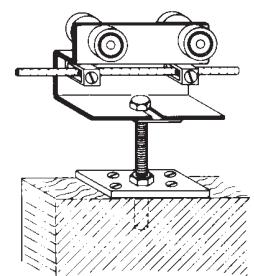
Catalog No.	Description	Price
1700	Track channel, 14 ga. galv. steel, in lengths up to 24'. Longer tracks may be assembled using track splices. Size 1.75" wide by 2" high, weight 27 oz/ft.....	\$ 10.08/ft
#1700BL	Track channel, steel with black finish. Size 1.75" wide by 2" high, weight 27 oz/ft.....	\$ 13.96/ft
1700ABL	Track channel, 12 ga. extruded aluminum with black finish, in lengths up to 24'. Longer tracks may be assembled using track splices. Size 1.75" wide by 2" high, weight 9 oz/ft.....	\$ 13.93/ft.
#1740	Scenery carrier for #1700 track has 4 neoprene tired ball-bearing wheels, clamps for rope or cable, and metal back plate for attaching masking flats or sliding scenic panels constructed of 3/4" lumber. <i>Very quiet operation.</i> Working load is 40 pounds. Metal plate is approx. 4" wide by 3.25" high and has 5 holes 1/4" dia.	\$ 72.71
#1751	Sliding door carrier for #1700 track, with nylon tired ball-bearing wheels, mounting plate and clamps for rope or cable. Adjustable center bolt permits adjusting height or levelness of door or panel without removing from carrier. Working load is 75 pounds. Mounting plate is 3" x 1.25" x .25" thick with 4 holes 3/16" dia. on top.....	\$ 156.18
#1751A	Basic scenery carrier for #1700 track consists of square steel tube body with 4 nylon tired ball-bearing wheels and a grade 5 welded 3/8" threaded center bolt to attach scenery. Working load is 150 pounds. Aprox. size is 4.5" wide. Bolt extends 2" below track, with 1" threaded.	\$ 68.71

Similar Tracks

- ADC 1700 steel
- ADC1700A aluminum
- H&H 110A aluminum
- H&H 110S steel
- H&H 210B steel



#1740



#1751




#1751A

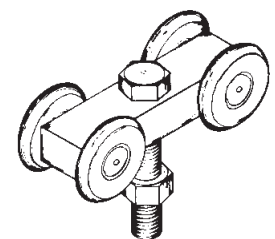
SCENERY CARRIERS for H&H 110 and 210 Tracks:

Designed to support scenery, masking flats, door panels, etc. using H&H Specialties #110S, 110A, 210S or equal track channel. Track must be adequately supported. Carriers are usually used in pairs or groups to support larger weight loads. H&H Tracks ship from South El Monte, CA.

Catalog No.	Description	Price
#110S	Track channel, 16 ga. galv. steel, in lengths up to 24'. Longer tracks may be assembled using track splices. Size 1.75" wide by 2" high	\$ POR
#110A	Track channel, 0.08" thick extruded aluminum, stock lengths of 20' and 24'.. Longer tracks may be assembled using track splices. Size 1.75" wide by 2" high	\$ POR
#210B	Track channel, 16 ga. steel with black powder coat finish. Stock lengths of 16', 20' and 24'. Longer tracks may be assembled using track splices. Size 1.75" wide by 2" high	\$ POR
#HH139BS	Scenery carrier for H&H tracks, has solid steel body with 4 ball-bearing solid steel wheels. A 3/8" forged steel eye bolt with pinned hex nut permits the eye to swivel. Eye bolt extends down 2-5/8" below bottom of track. Rated for 150 lbs working load.....	\$ 51.42
#HH140BS	Same as #HH139S, but with 1/2" dia. threaded mounting bolt that can swivel. Mounting bolt is milled flat on two sides to fit 3/8" wrench to facilitate attaching and leveling scenery. Bolt extends down 1-3/4" below bottom of track. Rated for 150 lbs working load.	\$ 36.76



#HH139BS



#HH140BS


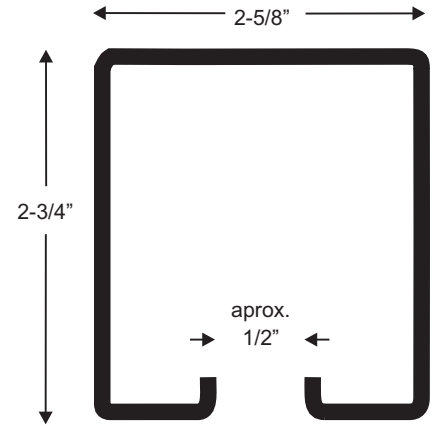
SCENERY CARRIERS for H&H 410 or 410A Tracks:

Designed to support scenery, masking flats, door panels, etc. using H&H Specialties #410S, 410A, 410SB or equal track channel. Track must be adequately supported. Carriers are usually used in pairs or groups to support larger weight loads. H&H Tracks ship from South El Monte, CA.

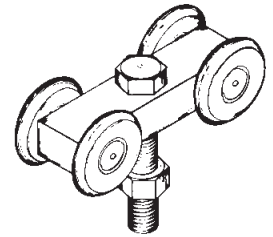
Catalog No.	Description	Price
#410S	Track channel, 14 ga. galv. steel. Stock lengths 16', 20', 24', and 26'. Longer tracks may be assembled using track splices. Size 2-5/8" wide by 2-3/4" high	\$ POR
#410SB	Track channel, 14 ga. semi-gloss black powder coat finish steel. Stock lengths 20', and 24'. Longer tracks may be assembled using track splices. Size 2-5/8" wide by 2-3/4" high	\$ POR
#410A	Track channel, 0.08" thick extruded natural finish aluminum. Stock lengths 20', and 24'. Longer tracks may be assembled using track splices. Size 2-5/8" wide by 2-3/4" high	\$ POR
#HH439BS	Scenery carrier for H&H tracks, has solid steel body with 4 ball-bearing solid steel wheels. A 3/8" forged steel eye bolt with pinned hex nut permits the eye to swivel. Eye bolt extends down 2-5/8" below bottom of track. Rated for 150 lbs working load	\$ 59.92
#HH440BS	Same as #HH439S, but with 1/2" dia. threaded mounting bolt that can swivel. Mounting bolt is milled flat on two sides to fit 3/8" wrench to facilitate attaching and leveling scenery. Bolt extends down 1-3/4" below bottom of track. Rated for 150 lbs working load	\$ 45.47
#HH449	Scenery carrier has 4 quiet running urethane tired sealed ball bearing wheels, solid steel body, two 7/16" dia. nylatron guides bearings to keep carrier centered in track, and 5/16" forged steel eye bolt with pinned hex nut permits the eye to swivel. Eye bolt extends down 2" below bottom of track. Working load is 200 pounds	\$ 94.35
#HH450	Scenery carrier is same as #HH449 but has 1/2" dia. threaded mounting bolt that can swivel. Non-swivel mounting bolt is milled flat on two sides for clearance in track slot and pinned to prevent turning. Bolt extends down 1-5/8" below bottom of track. Rated for 200 lbs wk load	\$ 82.45
#HH450A	Improved version of #HH450 scenery carrier has longer body with 2 additional pair of wheels on top to prevent tipping, nylatron guide rollers, and 3/8 bolt. Rated for 200 lbs working load	\$ 191.25

Similar Tracks

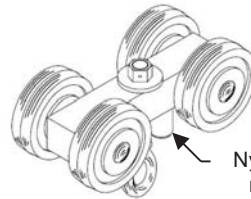
- ADC 2800 steel
- ADC2800ABL aluminum
- H&H410A aluminum
- H&H410S steel
- H&H 410SB steel



#HH439BS

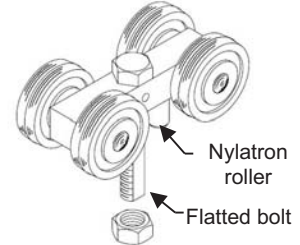


#HH440BS



Nylatron roller

#HH449

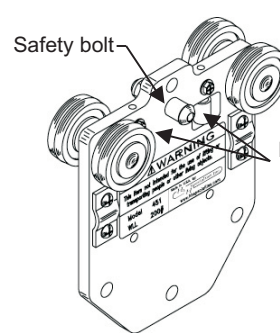


Nylatron roller
Flattened bolt

#HH450

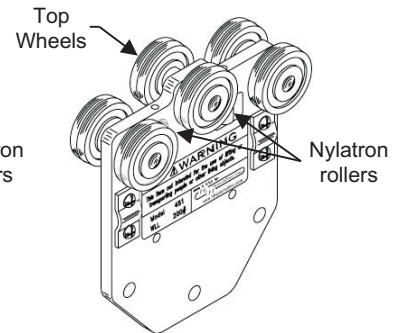
REALLY USEFUL CARRIER:

#HH451	Scenery carrier nicknamed the "Really Useful Carrier" has 4 urethane tired ball-bearing wheels on black anodized aluminum body. Very quiet operation. Includes 2 vertical nylatron roller bearings to keep unit centered in track, 3/8" safety bolt installed to prevent possibility of single point failure, and rope clips for cord operation. Multiple mounting holes for use of bolts, shackles, or turnbuckles. Room enough to mount a 4" square electrical box. Body is 3/8" thick by 5-7/9" wide, and extends down 5-7/16" below bottom of track. Rated for 200 pound working load	\$ 168.30
#HH451A	Same as #451 but includes third pair of wheels at top of carrier body to help prevent carrier from tipping up when an unbalanced load is supported by two or more carriers, or when being moved by cord operation. Does not include safety bolt. The #HH451A carrier can not be used with a #HH427 track ceiling splice because of the bolts that hold the splice to the track will interfere with the top wheels	\$ 212.50



Safety bolt
Nylatron rollers

#HH451



Top Wheels
Nylatron rollers

#HH451A

For technical details and application illustrations for the HH451 and HH451A, click here.

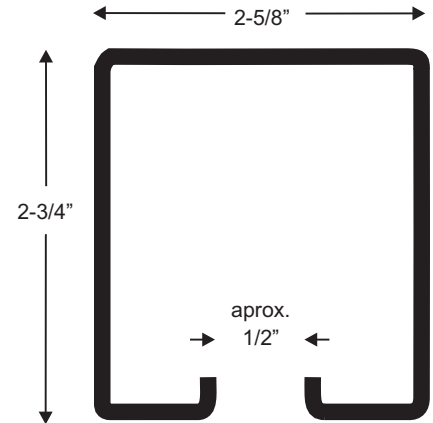
SCENERY CARRIERS for ADC 2800 track:

Designed to support scenery, masking flats, door panels, etc. using ADC #2800 or equal track channel. Track must be adequately supported. Carriers are usually used in pairs or groups to support larger weight loads. ADC tracks ship from Baltimore, MD or Allentown, PA

Catalog No.	Description	Price
2800	Track channel, 14 ga. galvanized steel, up to 24' continuous sections. Longer tracks may be assembled using track splices. Size 2-5/8" w by 2-3/4" h, weight 44 oz/ft.	\$ 13.74/ft.
2800BL	Track channel, 14 ga. black finish steel, up to 24' continuous sections. Longer tracks may be assembled using track splices. Size 2-5/8" w by 2-3/4" h, weight 44 oz/ft.	\$ 21.05/ft
2800ABL	Track channel, 12 ga. extruded aluminum with black finish, in lengths up to 24'. Size 2-5/8" wide by 2-3/4" high, weight 15 oz/ft.	\$ 19.68/ft
#2840	Masking panel or scenery carrier for #2800 track, with four nylon tired ball bearing wheels, 4" wide by 1/4" thick mounting plate, and cord clamps. Mounting plate extends 3-7/8" down below track. Working load is 150 pounds.	\$POR
#2861	Sliding door carrier for #2800 track, with nylon tired ball-bearing wheels, mounting plate and clamps for rope or cable. Adjustable center bolt permits adjusting height or levelness of door or panel without removing from carrier. Working load is 100 pounds. Mounting plate is 3" x 1.25" x .25" thick with 4 holes 3/16" dia. on top.	\$ 264.48
#2861A	Basic scenery carrier for #2800 track consists of square steel tuber body with 4 nylon tired sealed ball-bearing wheels and a grade 5 welded 3/8" threaded center bolt to attach scenery. Working load is 100 pounds. Aprox. size is 4.5" wide. Bolt extends 2" below track, with 1" threaded.	\$ 86.13

Similar Tracks

ADC 2800 steel
ADC2800ABL aluminum
H&H410A aluminum
H&H410S steel
H&H 410SB steel



#2840



#2861



#2861A


SCENERY CARRIERS for ADC Track:

Designed to support scenery, masking flats, door panels, etc. using ADC, H&H, or equal track channel. Track must be adequately supported. Carriers are usually used in pairs or groups to support larger weight loads.

Catalog No.	Description	Price
#5000	PATRIARC Track channel, 7 ga. natural finish extruded aluminum, in lengths up to 20'. Also available with optional black finish. Longer tracks may be assembled using track splices. Track can be factory curved (additional cost) to minimum radius of 2', continuous arcs, or serpentine layouts. Size 1.5/8" wide by 3-1/4" high, weight 1.5 lbs/ft.....	\$ 15.18/ft
#5000BL	Black finish track channel.....	\$ 22.08/ft
#5051	Scenery panel carrier for PATRIARC track for walk-a-long applications. Black painted steel with 4 nylon tired ball-bearing wheels. Includes bolt and threaded mounting plate that can be adjusted up and down to level the scenery panel. Used in pairs. Size approx. 5-1/16" long by 2-3/16" wide, weight 2 lbs 6 oz. Max working load is 150 pounds.	\$ 120.33
#1400	RIG-I-FLEX Track channel, 11 ga. natural finish extruded aluminum, in lengths up to 20'. Also available with optional black finish. Longer tracks may be assembled using track splices. Track can be factory curved (additional cost) or on site using optional track bending tools to minimum radius of 2', continuous arcs, or serpentine layouts. Size 1" wide by 2.5" high, weight 10oz/ft	\$ 8.02/ft
#1400BL	Black finish track channel.....	\$ 11.21/ft
#4200	TRIPL-I-TRAC Track channel, 7 ga. natural finish extruded aluminum, in lengths up to 20'. Also available with optional black finish. Longer tracks may be assembled using track splices. Track can be factory curved (additional cost) or on site using optional track bending tools to minimum radius of 2', continuous arcs, or serpentine layouts. Size 1" wide by 3-3/8" high, weight 1 lb-8oz/ft	\$ 15.15/ft
#4200BL	Black finish track channel.....	\$POR
#4251	Scenery panel carrier for #1400 or #4200 track channel for walk-a-long applications. Black painted steel with 4 nylon tired ball-bearing wheels. Includes bolt and threaded mounting plate that can be adjusted up and down to level the scenery panel. Used in pairs. Size approx. 4-3/8" long by 1.5" wide, weight 1 lbs 5 oz. Max working load is 30 pounds per carrier	\$POR



#5051



#5000 Track



#1400



#4200



#4251