

## **ROLL-O-RAIL is a support system for the efficient handling of overhead lighting equipment in television and photographic studios.**

The system consists of fixed primary overhead tracks and secondary "floating" tracks which roll along the primary tracks. Lighting fixtures and equipment are mounted on the secondary tracks using #1471 carriers which can roll along the secondary tracks.

Each carrier is equipped with a spring-loaded brake which will hold the carrier in position on the track until released by an operator using a #PP1 positioning pole.

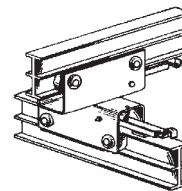
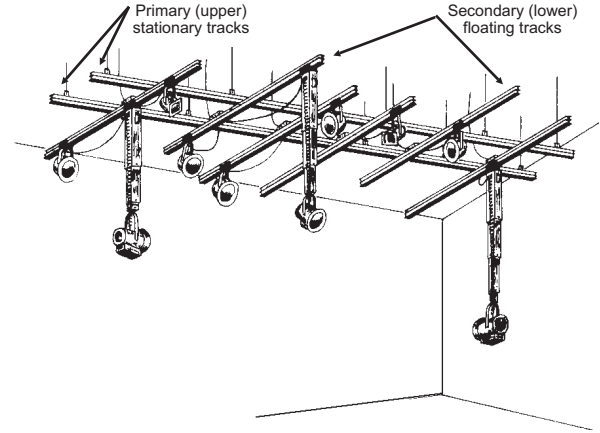
Lighting cables can be supported along the tracks using cable carriers equipped with clamps to hold the cables. Outlet boxes may be mounted on #1471 carriers to reduce the distance between the lights and outlets.

Pantographs and telescoping light poles may be attached to the carriers to add the capability of vertical positioning of the light fixtures.

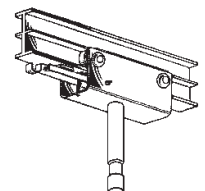
A vertical distance of approximately 12" is required for installing the track system.

Each ROLL-O-RAIL track system is custom engineered to specific job requirements. Track lengths can be furnished pre-cut and drilled. The components are easy to install using simple hand tools.

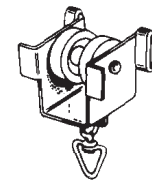
Catalog #	Description	Price
#1400	TRACK CHANNEL: 11 gauge extruded aluminum I-beam style track channel is used as primary or secondary tracks. Unspliced lengths up to 20'. Approx. 2-1/2"h x 1"w. Natural finish	8.02/ft
#1400BL	TRACK CHANNEL: 11 gauge extruded aluminum I-beam style track channel is used as primary or secondary tracks. Black finish on track channel and all Roll-O-Rail parts is available on request at additional cost.	POR
#4224	TRACK SPLICE: Joins two lengths of #1400 track. Not recommended for secondary "floating" tracks.	6.24
#1472	DOUBLE CARRIER: Attaches secondary tracks to primary tracks. Heavy plated steel body with 8 ball-bearing steel wheels. Top and bottom halves pivot. Spring held brakes prevent the carrier from drifting along tracks. Black finish	58.22
#1471	SINGLE CARRIER: Used to mount light fixtures, pantographs, or electrical equipment to tracks. Equipped with spring brake. Black finish. Specify size of mounting hole for equipment.	36.02
#1476	LIGHT MOUNTING STUD: Steel stud, 5/8" dia. by 4" long to support studio lights. Includes 1/2" hex nut to attach to #1476 carrier. Requires 1/2" mounting hole.	10.37
#1473	CABLE CARRIER: For supporting large electrical cables along the tracks. Same as #1471 but has no brake. Includes a clamp to hold electrical cable.	21.12
#4201-C	CABLE CARRIER: For small electrical cables. Metal body with two ball bearing wheels and a nylon cable tie.	11.77
#4237-C	ECONOMY CABLE CARRIER: Same as #4201-C except wheels are not ball bearing.	10.20
#4208	HANGING CLAMP: Used to mount primary tracks in suspended installations. Recommended spacing is 3' to 6'.	2.40
#1423	CEILING CLAMP: Used to mount primary tracks directly against the underside of a ceiling or other surface. Top plate is mounted first with a flat headed wood screw or bolt, then the track channel is clamped to the top plate with furnished clips.	8.82
#1479	REMOVABLE END STOP: Allows carriers and lights to be easily removed from tracks by lifting out the end stop. Requires factory or user drilled hole in track.	POR
#HH709	END STOP: Bolts in place at track end.	1.87
#PP1	POSITIONING POLE: A lightweight pole furnished with a hook at the top is used to release the brake and position the light and track carriers. Telescopes from 8' to 14' in height. Shorter versions also available on request.	\$ 146.96



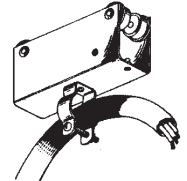
#1472



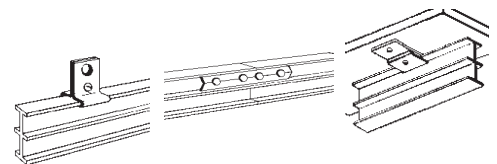
#1471 with 1476



#4201-C



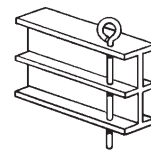
#1473



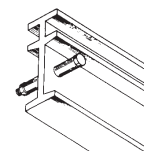
#4208

#4224

#1423



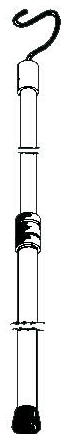
#1479



#HH709



#1476



#PP1