



B-50 Boom Base



B-18 Base



B-10 Table Base



524 Telescoping Stand with B-18 Base

526 Telescoping Stand with B-3-CB Castered Rolling Base



Cross-18-2 Crossbar for top of 524, 525, or 526 stands



Sliding Tee



530 Tie-off Ring

Lighting Bases:

Bases fabricated of cast iron have a center threaded hole for pipe to use with a vertical pole to make a lighting stand. Black finish. Altman brand

B-50 Base	Called a boom base. Combined with vertical pipe it becomes a lighting boom stand. Heavy cast iron base with traditional raised center has two hand holes, 6 foot pads, and two reinforced areas for lifting by forks. Center hole is threaded for 1-1/2" size schedule 40 pipe. Use with pipe up to 20' long. Diameter is 22-3/8" and weight is 50 lbs. \$	144.00
530 Tie-off	An iron cap and ring for the top of the vertical pipe of a boom base to connect a rope or cable vertically from the top of the pipe to the building structure to prevent the stand from tipping over. Threaded to screw onto threaded end of 1-1/2" size pipe.....	
B-18 Base	Medium size base has center hole threaded for 1" size schedule 40 pipe. Diameter is 18" and weight is 25 lbs.. This base is used with a telescopic pipe to create the 524 and 525 lighting stands.	\$ 96.00
B-10 Base	Table base used on floor or table top to support a single light. A 10" dia. base includes a 1/2-13 hex head bolt in the center to fastening a lighting yoke to the base. Weight is 8 lbs.....	\$ 72.00
B-3-CB Base	A three legged base with locking casters has a center hole threaded for 1-1/4" size schedule 40 pipe. This base is used with telescoping pipes to create the 526 rolling lighting stand, and is also used with Altman followspot stands. Weight is 26 lbs.....	\$ 128.00

Stage Lighting Stands:

Have a weighted or castered rolling base and a telescopic steel pole adjustable in height. Top of pole has a fitting with threaded hole and 1/2"-13 hex bolt for attaching the yoke of a single light. Includes a locking collar on inner pipe and cable hook to store coil of extension cable. Black. Altman brand.


524-18	Stand with 18" dia. base , adjustable from 5' to 9'. Weight is 36 lbs	\$ 126.40
525-18	Stand with 18" dia. base , adjustable from 3' to 95'. Weight is 36 lbs ...	\$ 126.40
526/3-5	Stand with B-3-CB rolling base, adjustable from 3' to 5'. Weight is 37 lbs	\$ 167.20
526/5-9	Stand with B-3-CB rolling base, adjustable from 5' to 9. Weight is 42 lbs	\$ 167.20
Cross-18-2	A 18" wide cross bar to attach to the top of the 524, 525, or 526 lighting stands to support 2 lights. Center tee of cross bar is threaded for 1/2" size pipe to screw on to the top of the telescopic pole, after first unscrewing the original fitting with hex bolt. Includes 2 lighting tees with 1/2" hex bolt to attach a yoke of a spot light. Longer lengths (max 60") for the cross bar with additional tees are optional. Prices on request.....	\$ 42.40
Tee	Cast malleable iron sliding lighting tee fits onto 1/2" size pipe. Has two set screws to fasten the tee in position along the pipe and a 1/2" hex bolt with washer to attach a yoke of a spot light.	\$ 8.00
504-24	Pipe stiffener with eye, 24" long.....	\$ 54.40
504-36	Pipe stiffener with eye, 36" long.....	\$ 62.40
504-48	Pipe stiffener with eye, 48" long.....	\$ 70.40



509-12-1 Sidearm with 1 Tee



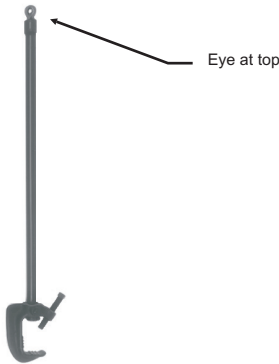
509-36-2 Sidearm with 2 Tees



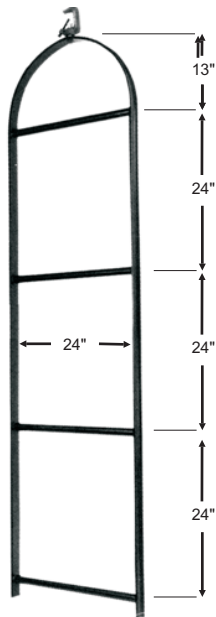
504A-24 Extension Arm



506-24 Double Clamp Extension



504-24 Pipe Stiffener with eye



264-4 Light Ladder

Side Arms:

Side arms are used to support lights at a distance from a horizontal lighting pipe or a vertical lighting pipe of boom stand. Include a 510 c-clamp, a length of 1/2" size pipe, and one or more sliding tees. Ends of pipe have a stop to prevent tees from sliding off the pipe. Often used with boom base lighting stands to support balanced pairs of lights on both sides of the vertical pole with the lights hanging down below the side arms. The result is a lighting "tree". Black. Altman brand.

509-12-1	Side arm with clamp and one tee, 12" long.....	\$ 40.00
509-18-1	Side arm with clamp and one tee, 18" long.....	\$ 44.00
509-24-1	Side arm with clamp and one tee, 24" long.....	\$ 48.00
509-24-2	Side arm with clamp and two tees, 24" long.....	\$ 56.00
509-36-2	Side arm with clamp and two tees, 36" long.....	\$ 64.00

Extension Arm:

A side arm with a threaded end fitting and 1/2" hex bolt with washer on the end of the pipe instead of a tee. Used to support a single light a distance below a suspended lighting pipe or pipe grid. Black. Altman brand.

504A-24	Extension arm with 510 clamp, 24" long.....	\$ 42.40
	Custom longer lengths (max 96") in 6" increments. Priced in whole feet. Change length at end of catalog number. Add per foot.....	\$ 8.00

Pipe Stiffeners:

A 510 clamp and a length of 1/2" size pipe with an eye fitting on the end. Used vertically clamped to a suspended pipe batten to help prevent the batten from rotating due to un-balanced lighting or scenery. The stiffener is located next to each of the batten support chains, ropes, or cables. The eye at the end of the stiffener is fastened or lashed to the support chain, rope, or cable. When in place the pipe stiffener acts as a lever arm resisting rotation. The longer the arm, the less rotation. Not to be used to suspend loads. Black. Altman brand.

504-24	Pipe stiffener with eye, 24" long.....	\$ 54.40
504-36	Pipe stiffener with eye, 36" long.....	\$ 62.40
504-48	Pipe stiffener with eye, 48" long.....	\$ 70.40

Double Pipe Clamp Extension:

Two 510 clamps joined by a length of 1/2" size pipe. Two or more are used to suspend a new lighting pipe a specific distance below an existing suspended pipe batten or pipe grid. Pipe has stops at each end to prevent clamps from sliding off the pipe. Black. Altman brand.

506-24	Double pipe clamp extension, 24".....	\$ 50.40
	Longer lengths available in 6" increments. Priced by full foot. Add per foot.....	\$ 8.00

Light Ladder:

Frame fabricated of heavy steel channel iron with welded pipe rungs. Includes a 510-HD pipe clamp at top to attach to a pipe batten or lighting grid pipe. Used to suspend several lights above the stage, usually in the wings. Frame is 24" wide with the rungs spaced 24" vertically. Depending upon size of lights, one or two may fit side by side on each rung. Available with 2, 3, or 4 rungs. Black finish. Altman brand.

262	Light ladder with 2 rungs, 50 lbs.....	\$ 178.40
263	Light ladder with 3 rungs, 55 lbs.....	\$ 196.00
264	Light ladder with 4 rungs, 60 lbs.....	\$ 208.00